



# Installation Instructions for 15ml Melaklean




**Snap open the 15 ml pack and fold flap back fully.**



**Lift filter, place pack in split system as shown above, ensure flap is folded back fully. Put filter back and close machine cover.**

**Horizontal  
OR  
Vertical**



# Installation Instructions for 50ml Melaklean



**Use a sharp instrument to cut holes. Holes are above label.**



**Use 2 sided tape to attach pack on desired surface.**



**Use the 50 ml pack in a ceiling cassette or return air box of a ducted system. Attach using the 2 sided tape supplied.**